

Cut, slice,
break them up

Drag them and
fill it up

Share and say,
What's up!





© 2013 by Unidocs Inc.

All rights reserved.

If you have any question, please contact
us at info @ unidocs.com

Published by
Unidocs Inc.

Kolon Digital Tower Billant, Suite 1101
222-7 Guro 3-Dong, Guro-Gu
Seoul, 152-777, Republic of Korea

www.unidocs.com
Twitter : @ezpdf
Facebook : @ezpdf

Friendly Baristas
Ghitai, Koo, theY, zzo, & Don



What is Cup?

CUP (Cut/Copy and Paste) is the mobile productive application to cutout a portion of PDF page.



The cutout PDF pieces are still the same form of PDF with its properties and these are searchable text-based PDF.



PDF Pieces...

These small pieces of PDF pages can be collected...



Stacked into a file as each page...



Scrapped on a page in a PDF...






Naming Beans and Cups

We have named these small pieces of PDF pages as Beans.



Cup is a group of these beans.



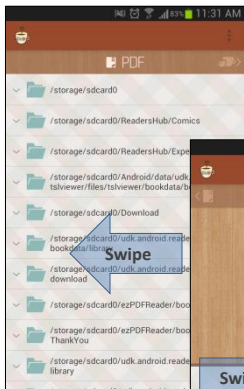


CUP

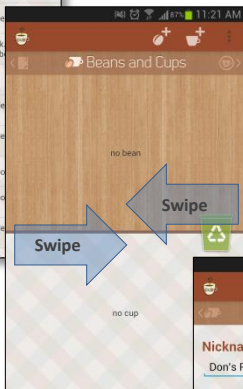


Cup has three sections...

“PDF” section is where it lists all the PDF files inside the device. You can select a file and start cutting out beans.



“Beans and Cups” section lists all the available beans and cups. Beans can be added to Cups from here.

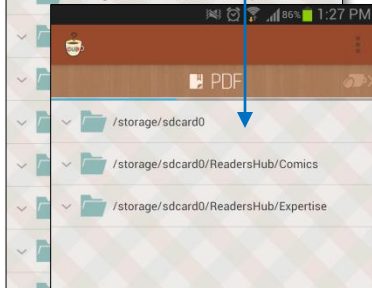

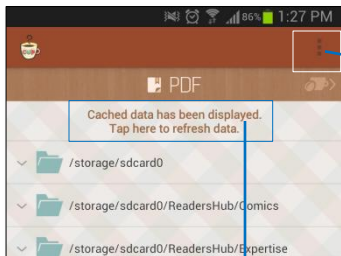


“Tea Time” section is a sharing option area. From here you can name your device and set a sharing folder. Since the default setting includes all your folders, please make sure you limit your sharing folder. Use the same sharing password to share files among Samsung devices (ICS or above).




PDF Section

There is an app information from About

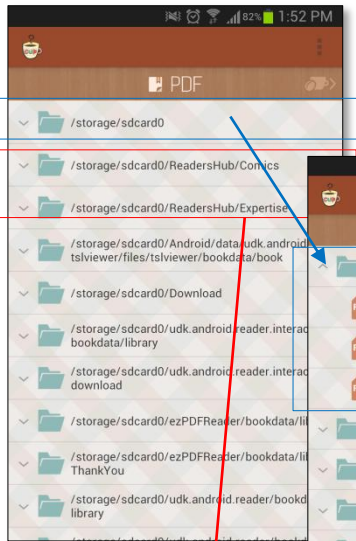


Refresh the PDF list by tapping the above marked area.

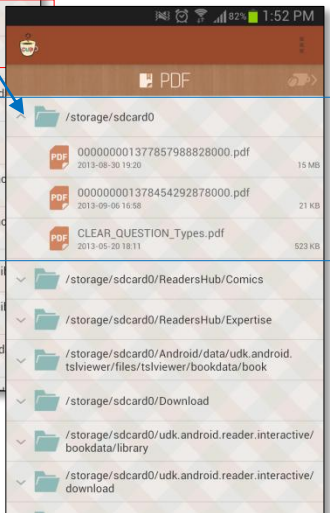


Selecting a PDF File

From this PDF list, you may expand a folder to display the contained PDF lists. You can collapse the lists.



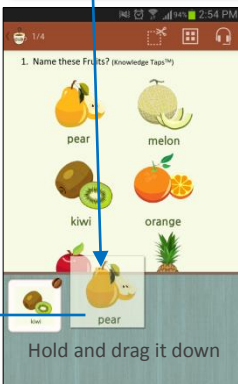
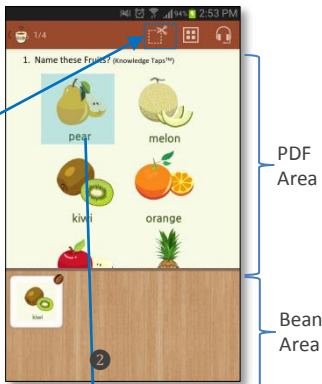
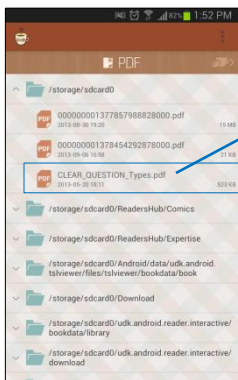
Open a PDF file by tapping on the list.



Some of the PDF files listed in this area are protected with DRM (Digital Right Management). This type of PDF files are not able to open from Cup. (Ex: ReadersHub folder)

Create Beans

Select a PDF file and choose the Cut icon. Draw a cutout area.




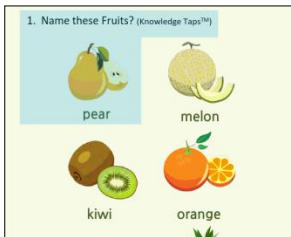
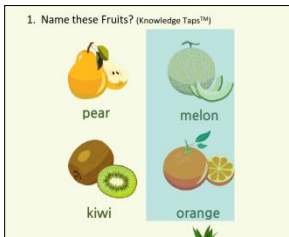

The most recent bean will be on the top left.

Hold and drag it down

Drawing Beans

Draw straight lines to make a closed area.

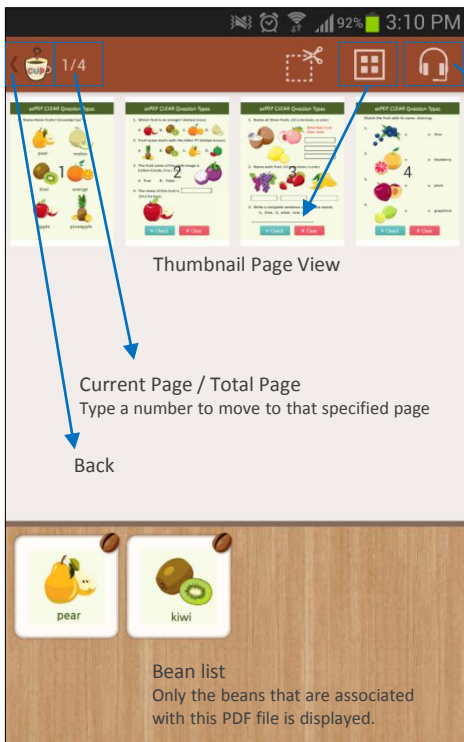
Here are some examples.



**Don't Spill
the beans.**

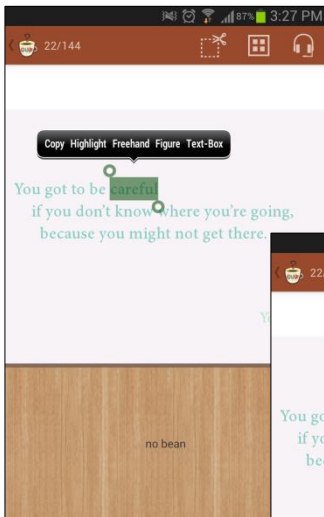
PDF View Options

Page Info, Thumbnail Page View, TTS option

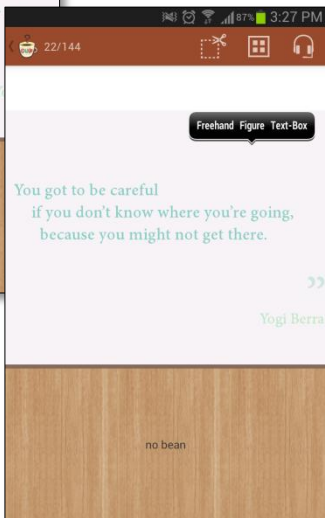


Other PDF Options

Long click on text area and non-text area.



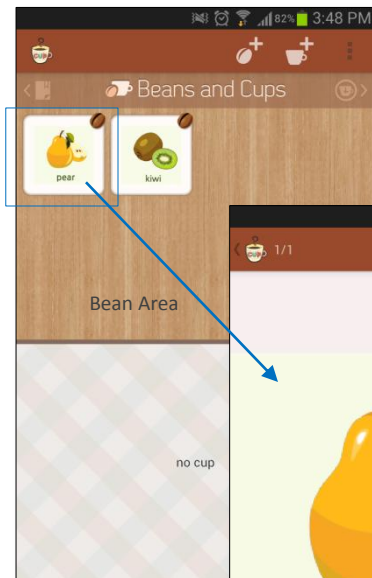
When long-click on text area, there are options for copy or highlight a selected text area, freehand writing, draw figures (rectangle, oval, line and arrow), and textbox.



When long-click on non-text area, there are options for freehand writing, draw figures (rectangle, oval, line and arrow), and textbox.

Beans and Cups Section

Open a bean



Tap a bean from the bean area. It opens the selected bean.

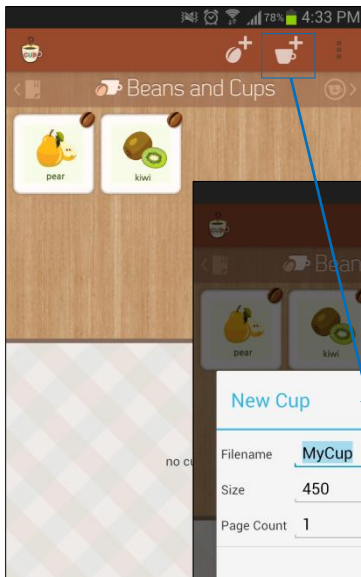
Share it to other app & TTS options



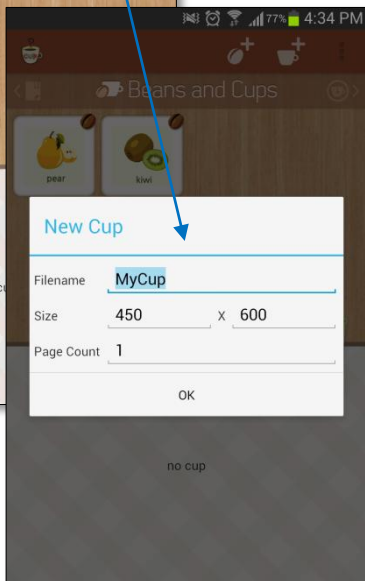
A bean is always a single page PDF file.

Beans and Cups Section

Create a new Cup



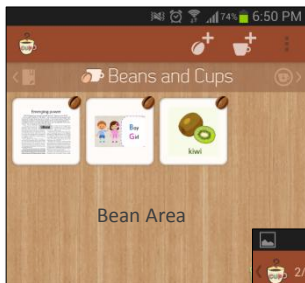
Choose the New Cup icon.



Give the Cup name, its dimension, and the number of pages.

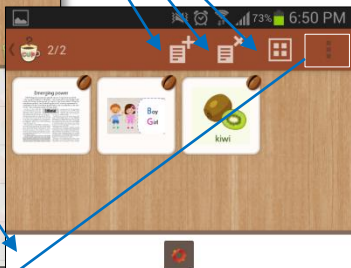
Beans and Cups Section

Open a cup

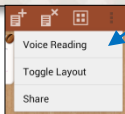


Tap a cup from the cup area. It opens the selected cup.

Add a page at the end of PDF
Delete this page from PDF
Thumbnail Page View



Cup Area



TTS, Cup view layout option, Share to other app

A cup is one or more pages of PDF file.

4. The name of this fruit is .
(Fill in the blank)




✓ Check

✗ Clear

Beans and Cups Section

Append a bean to the Cup



The screenshot shows the 'Beans and Cups' app interface. At the top, there's a status bar with icons for signal, alarm, Wi-Fi, and battery (78%), along with the time 6:28 PM. Below the status bar is a header bar with a coffee cup icon, a plus sign, another plus sign, and a menu icon. The main area is titled 'Beans and Cups' and contains three cards: 'Emerging power', 'Boy Girl', and 'kiwi'. A blue arrow points from the 'Emerging power' card to a list of cups at the bottom. The cups list includes 'Good articles.pdf', 'Places to go.pdf', 'My Receipts.pdf', and 'My Cup.pdf', each with a timestamp and a file size of 1 KB. A green recycling bin icon is also present. The bottom of the screen features the text 'Are you full of beans?'.

Drag a bean to the Cup list. When dropped, the bean is appended as the last page of the selected Cup.


Bean Area

Cup Area

Are you full of beans?


Beans and Cups Section

Scrap beans to the opened page of the Cup



Bean Area

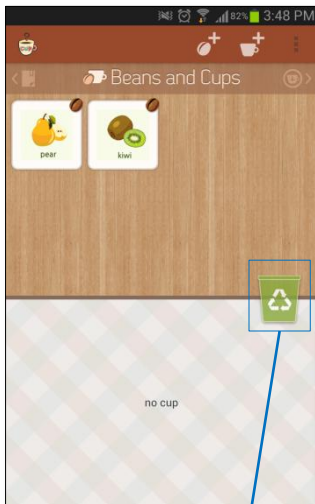
Cup Page



Drag and drop beans to the cup when the PDF file is opened. From that page, beans can be resized and repositioned until confirmed OK.

Beans and Cups Section

Delete a Bean



Hold and drag a bean into the trash bin.

The bean will not be available any longer.

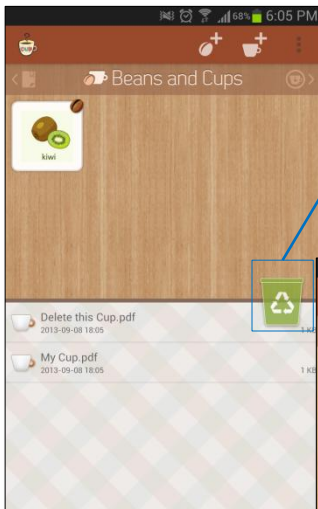


Why the Recycled Logo?

It is a reminder of use our resources wisely. Before send a print command, please save them as PDF. It is one step forward to paperless world.

Beans and Cups Section

Delete a Cup

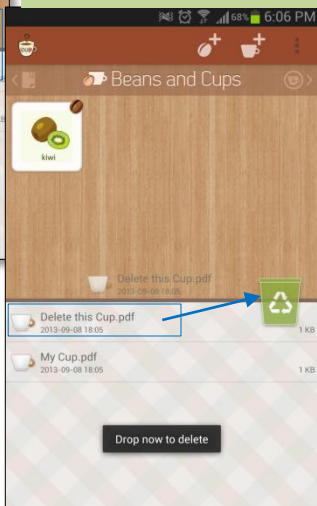


Why the Recycled Logo?

It is a reminder of use our resources wisely. Before send a print command, please save them as PDF. It is one step forward to paperless world.

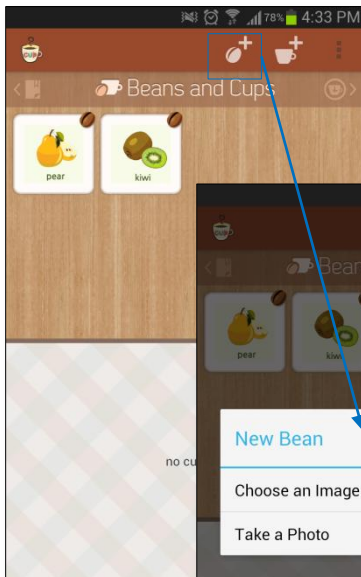
Hold and drag a Cup into the trash bin.

The Cup will not be available any longer.



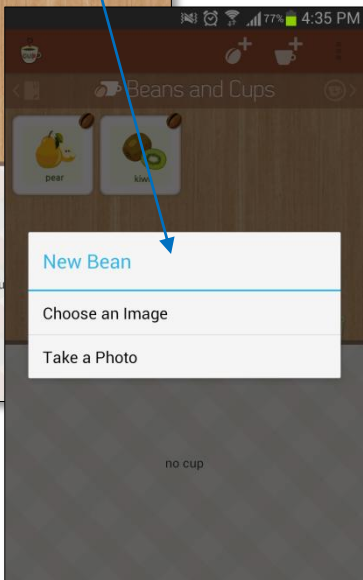
Beans and Cups Section

Another method to create a new Bean



Choose the New Bean icon.

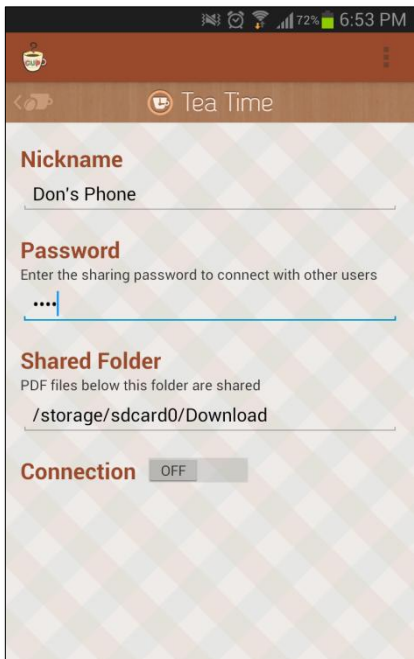
You can create a bean from images.



Select an image from image files or take a photo.

Tea Time (For Samsung Devices Only)

Get Beans, Cups and PDF streaming from other devices



Nickname
Don's Phone

Password
Enter the sharing password to connect with other users
....

Shared Folder
PDF files below this folder are shared
/storage/sdcard0/Download

Connection ☐ OFF

Name your device

Sharing Password
This is the key to connect devices.

Choose your sharing folder for PDF. This folder is accessible by other users.

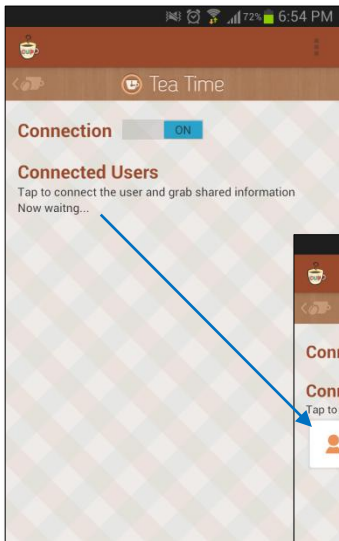
Turn On the connection.

Connecting with other Samsung device users who are in the same subnet (WiFi) or WiFi Direct

Spill the beans.

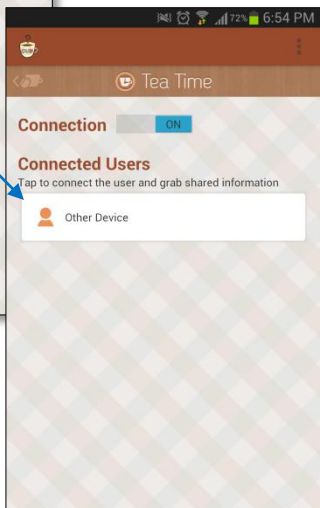
Tea Time (For Samsung Devices Only)

Get Beans, Cups and PDF streaming from other devices



Connecting...

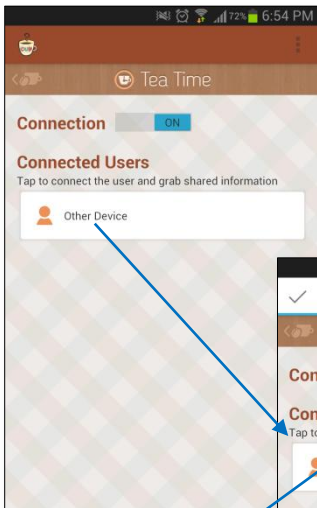
Once there are other devices in the same subnet (WiFi), the connected list will show up.



WiFi Direction option is also available when there is no access to any WiFi connection.

Tea Time (For Samsung Devices Only)

Get Beans, Cups and PDF streaming from other devices



Get PDF files from the connected device. PDF files would not download, but they will only display on the screen. However, you can still create your beans from here.



Get Beans and Cups from the connected device.

App Objective and Motive

PDF file is a standard format of documents and widely used in the mobile world. However, there are many users think that PDF is only good for tablets, not suitable for smaller screen devices, such as smartphones. They do not like constant zoom in for reading and zoom out for navigation. We started thinking about how to make PDF become more comfortable for smartphones. There may be many choices, but we came to one conclusion to this question - make **smaller PDF in viewing size** - cut, slice, crop or break them up.

We also have tried our design as minimalism so that general users can pick up the app and use right away. However, this simple design of our app can deceive initially. The beauty of our app can be revealed when the beans and cups are filling up. It's the look that is matters? Well, it is the beans and cups that becomes informative that matters. Hope this information can be easily shared with other users.

In general, PDF is used just for reading and assumed not able to change anything. We would like to present different perspective that you can use our tool to break what seems to be a boundary or obstacles.

Advantages and Values

Cup is not a fancy application with many features. It only has one specific feature... to crop out a PDF page with sharing capability. But, this simple tool becomes very effective in terms of using them in smartphones. There are tons of information in PDF document format, but it becomes a challenge when using them in a small screen. We liberate these obstacles by making PDF in a smaller size. Also only the needed information can be selectively collected for later usages. We change users how information is gathered and used in this smart way.

Cup users will have a new experience dealing with documents. Collecting only the information they need helps to use it more efficiently and gathering information in a cup helps to manage it better. Cup can also use to seamlessly share with other users by streaming PDF files.

For example, Teachers can assign homework to students within the class. Meeting room becomes more interactive sharing an agenda.

Differentiability

First of all, there is no such PDF app in Android world to cutout a portion of PDF page. There are some solutions claim to crop out margins around it, but those are mostly just hiding the viewing area. Our solution actually cutout portions of PDF file and completely remove all other unwanted area. The result is an effectively smaller size PDF.

When the PDF page is cut, those small beans are all searchable text-based PDF pieces.

When the beans are scrapped on a Cup, the cup is also searchable text-based PDF file. We use this direct PDF to PDF technology, and there is no PDF conversion.

PDF streaming feature is also introduced in this app when sharing PDF file. The PDF file does not need to be downloaded or copied into other devices in order to view them. This will give a quick sharing experience and no need to give a whole PDF file to other users.

Commercial Potential

Our app will be offered as FREE with a limited number of pages that each cup can store. We believe 30 pages are sufficient for general usage and checking out our app features. But, once the information is gathered and stored, the users will like to have related information in the same pile in a cup. There we can offer to increase the page count as a premium service.

Mobile users also tend to decorate their own device and use special themes for their apps. We can fulfill this area by providing additional cup and cabinet designs to stand out with an unique design. Other graphic elements can also boost the cup when the users want to use the cup as a scrapbook.

How about selling beans? It may not be a Java bean, but any valuable designed information can be sold as a set of beans – ABC's, quotations for love, bible verses, recipes for finger foods, foreign languages and more. These contents can be seamlessly integrate into a cup.

Do you have other ideas? Please share with us.

Send us an email to [android @ unidocs.com](mailto:android@unidocs.com)

In the Making

Our daily task has been a plain business oriented developments to fulfill better work process in corporations and institutions. It is one way direction and not much of creativity is required. However, Cup development has been a very different approach for us. We started to focus on the device (Galaxy S4) itself first and then move to satisfy users. However, the hardest part of Cup development was actually came from naming the app. It took us days and weeks and we even had a naming contest inside our company. ezPDF Scrap, Scrap PDF & Share, Scrapper, PDF Scissors, Mosaic, and Collage are some of the examples. All of these names self-explained what is the function of the app. We probably would name in this direction. However, we want to have something different on this project. Simple, abstract and involved in daily life for users... When we cleared all these thoughts, then the answer became very simple... **Cup**. Obviously we were all holding various types of cups while we were in discussion to share our ideas. There we had Tea Time, Cup and finally Bean. Thereafter, we called the Cup Development Team as “Friendly Baristas” – Make Beans, Fill up the Cup, and Share with others.

We also want other users to have fun doing collecting information and share with others.
You can also become Friendly Baristas.



CUP